

GR214 Standard



Tilt-in-space




Backrest inclination lever and tilting lever

Back wheel with drum brake



GR214 Optional



Armrest for hemiplegic

Abductor pad







Lateral support pads

Backrest with tensioning belts



Anatomic wheelchair tray

| | | | | | | |
|---|---|---|---|---|---|---|
|  |  |  |  |  |  |  |
| cm 40 43 | cm 60 63 | cm 80 | cm 114 | cm 40...45 | cm 50 | cm 15...27 |

| | | | | | | |
|---|---|---|---|--|--|--|
|  |  |  |  | | | |
| cm 47...50 | kg 34 | optional cm 50 | cm 72 95 104 | | | |

Padded wheelchair with tilting movement. Ø 600 mm wheels. Drum brakes. Seat and backrest with adjustable tilting. Comfortable seating arrangement. Seat and backrest formed by polyurethane moulded foam. Upholstering made of washable fabric.

Safety rear castor wheels. Handles for assistant. Elevating, swinging, detachable and height-adjustable footrests. Footplates individually adjustable. Adjustable winged headrest.