

GR101 Standard











Tartan blue fabric



Tartan red fabric



						
cm 40 43	cm 58 61	cm 78	cm 106	cm 42	cm 50	cm 22

						
cm 41	kg 18	Optional cm 36 38 45 cm 48 53 reinforced with double crossbar	cm 26 81 92			

Folding wheelchair, particularly suitable for driving on uneven surfaces.
Detachable armrests and swinging, detachable and height adjustable
footrests

GR101 Optional



Detachable
height-
adjustable
armrest




Desk-size
detachable
armrest



Detachable
and height-
adjustable
desk-armrest



Anatomic
wheelchair
tray




Height-
adjustable
abductor pad



Backrest
prolongation
for headrest



Commode
seat with
inset cushion



Removable
padded seat



Lateral
support pads




Swinging
detachable
elevating
footrests



Single
footplate



Double
crossbar



Tiller wheel



Wheel with
drum brake



Quick release
axle



Small wheels
for narrow
passages



Amputee
adapter to
back wheels



Pelvis safety
belt